JX series wiring terminal block-internal accessories
Jx型内部附件接线端子座

该接线端子座插挂在断路器侧面
The wiring terminal block is hanged at the side of circuit breaker

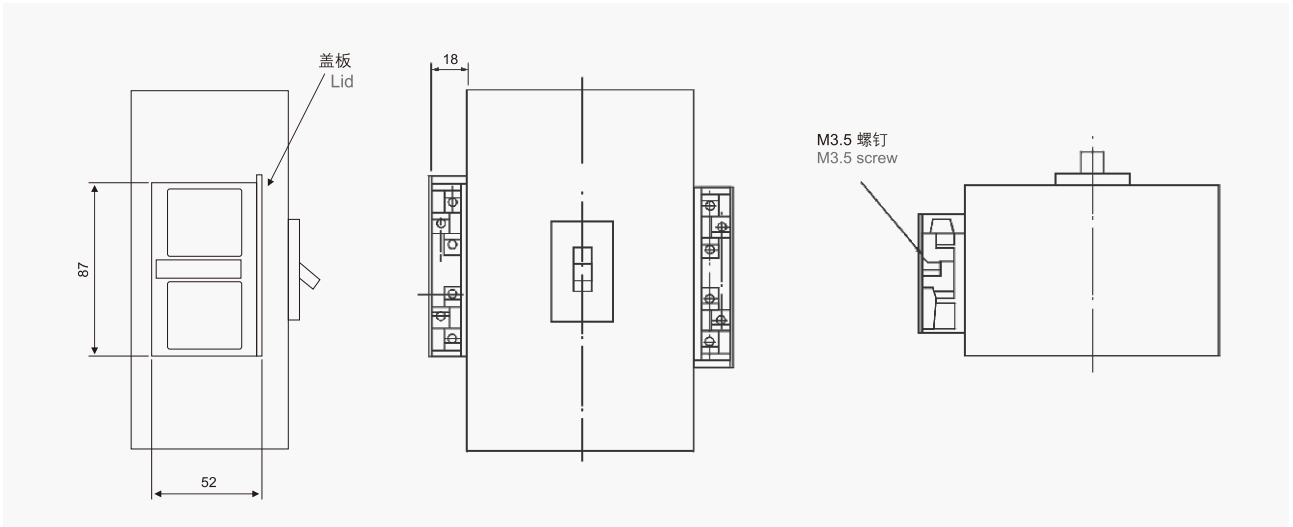

CS1型旋转操手柄
Model CS1 rotary handle



MDX型电动操作机构
MDX series electrical operating mechanism



安装于断路器产品上可用挂锁防止断路器闭合或分断
It is mounted on the circuit breaker and can be locked by padlock to prevent the making / breaking of circuit breaker



MDX型用于Inm=100A V800A的断路器
For circuit breaker: Model(AF) 100A–800A



Cs1 series rotary operating mechanism
Cs1 型旋转操作机构

该操作机构采用齿轮一齿条机构推动断路器手柄，摩擦力小，操作轻松，使用寿命长。可选择A型（方形）操作手柄或B型（圆形）操作手柄。可用挂锁锁定手柄，防止断路器闭合或分断

The operating mechanism adopts gear-rack mechanism to drive the circuit breaker handle, with features of small friction, easy operation and long life. It can be locked by padlock to prevent making & breaking of circuit breaker.

型号 Model	壳架等级额定电流 Inm(A)	a	b	c	d	F最小 F min	F最大 F max
CS1-63	63	90	70	42	13.5	50	400
CS1-100	100	110	80	44	13.5	50	400
CS1-250	250	110	90	46	13.5	50	400
CS1-400	400	185	140	80	20	50	350
CS1-630,800	630,800	226	210	80	20	50	350
CS1-1250,1600	1250,1600	210	150	100	20	50	350

一般出厂方轴长f=150mm,如需其它长度，订货时注明
The general length of square shaft: f=150mm Other requirements, please specify when ordering.

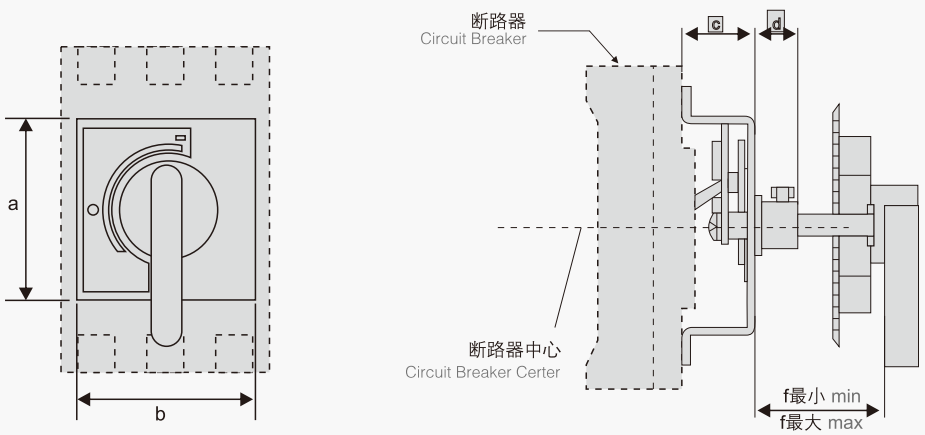

手柄的中心与铰链的距离不应小于200mm
The distance between the handle center and hinge should not be less than 200mm

A型手柄安装尺寸
Mounting size of A type handle

框架等级 Model (AF)	63~250	400~800	1250~1600
ϕ1	ϕ42	ϕ63	ϕ63
ϕ2	ϕ4.5	ϕ5.5	ϕ7.5
e	65	88	125*198
L	60	140	210

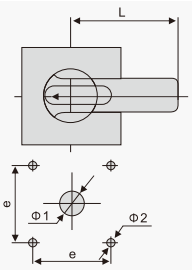

B型手柄安装尺寸
Mounting size of B type handle

框架等级 Model (AF)	63~250	400~800	1250~1600
ϕ1	ϕ33	ϕ33	ϕ50
ϕ2	ϕ4.5	ϕ4.5	ϕ7.5
ϕ3	ϕ53	ϕ53	ϕ53
L	65	125	155

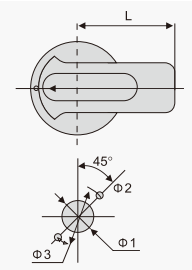

Electric operating mechanism
电动操作机构

MD型电动操作机构由电磁铁拉动断路器的操作手柄，用来闭合和分断断路器。MDX型电动操作机构由电动机、齿轮和凸轮将电动机的旋转运动变为直线运动，用来闭合和分断断路器。

The MD series electrical operating mechanism is to make the electromagnet to drive the operating handle of the circuit breaker which is to close and open the circuit breaker. The MDX series electrical operating mechanism by motor, gear and can turns the revolving morement of the motor into the beeline morement to close and open the circuit breaker.

Main technology parameter of MD series electrical operating mechanism
MD型电动操作机构主要技术参数

壳架等级额定电流 Inm(A)	100		250	
电动操作机构型号 Model	MD1		MD2	
交流额定工作电压Ue(V) AC rated working voltage Ue(V)	AC400V	AC230V	AC400V	AC230V
起动电流(A) Starting current (A)	4.4	7.5	5.5	9.5
动作时间(S) Operating time (S)	≤0.2			
额定操作频率(次/h) Rated operating frequency (time/n)	120			
机械寿命(次) Mechanical life	15000		9000	

MD型电动操作机构接线图
Wiring figureing of MD electrical operating mechanism

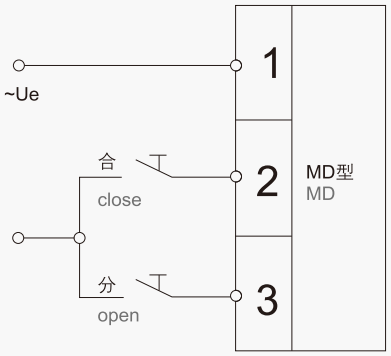

Main technology parameter of MDX series electrical operating mechanism
MDX型电动操作机构主要技术参数

壳架等级额定电流 Inm(A)	63	100	250	400	630 800	1250 1600
电动操作机构型号 Model	MDX0	MDX1	MDX2	MDX3	MDX4	MDX5
交流额定工作电压Ue(V) AC rated working voltage Ue(V)	AC110~230V 50Hz DC110~220V					
起动电流(A) Starting current (A)	≤0.5			≤2		≤3
动作时间(S) Operating time (S)	≤0.8					
额定操作频率(次/h) Rated operating frequency (time/h)	180			120		100
机械寿命(次) Mechanical life	15000	15000	9000	5000	3000	2000

MDX型电动操作机构接线图
Wiring figureing of MDX electrical operating mechanism

