


3P Reversing Contactor

三极可逆接触器



特点 Characteristics

- 3对主触点
 - 机械联锁
 - 防触电安全罩设计
 - 导轨或螺钉安装
 - 可在顶部/侧面安装附件
 - 与热过载继电器直接安装
- 3 pairs of main contacts
 - Mechanical interlock
 - Design of anti-electric shock cover
 - Fixed by guide rail or screw
 - The accessory can be mounted on the top or at side.
 - Be connected with the thermal overload relay directly

3极可逆接触器 Three pole reversing contactors(AC coil)

额定电流 Rated current	AC3(IEC60947)				辅助触点 (每个接触器) Aux. Contacts (Each contactor)	型号 Type
	220~240V	380~440V	500~550V	690V		
9A	2.5kW	4kW	4kW	4kW	1NO+1NC	UKC1-9R
	11A	9A	7A	5A		
12A	3.5kW	5.5kW	7.5kW	7.5kW	1NO+1NC	UKC1-12R
	13A	12A	12A	9A		
18A	4.5kW	7.5kW	7.5kW	7.5kW	1NO+1NC	UKC1-18R
	18A	18A	13A	9A		
22A	5.5kW	11kW	15kW	15kW	1NO+1NC	UKC1-22R
	22A	22A	22A	18A		
32A	7.5kW	15kW	18.5kW	18.5kW	1NO+1NC	UKC1-32R
	32A	32A	28A	20A		
40A	11kW	18.5kW	22kW	22kW	1NO+1NC	UKC1-40R
	40A	40A	32A	23A		
50A	15kW	22kW	30kW	30kW	1NO+1NC	UKC1-50R
	55A	55A	43A	28A		
65A	18.5kW	30kW	33kW	33kW	1NO+1NC	UKC1-65R
	65A	65A	60A	35A		
75A	22kW	37kW	37kW	37kW	1NO+1NC	UKC1-75R
	75A	75A	64A	42A		
85A	25kW	45kW	45kW	45kW	1NO+1NC	UKC1-85R
	85A	85A	75A	45A		

线圈电压, Coil voltage, AC50/60Hz



50Hz: 24, 42, 48, 100, 110, 220, 240, 380, 400, 415, 440, 500, 550V

60Hz: 24, 48, 110, 120, 208, 220, 240, 277, 380, 440, 480, 600V

3P Reversing Contactor

三极可逆接触器

可选附件 Optional accessory



AU-1 辅助触点单元,
2极侧装

AU-1 auxiliary contact unit
2-pole, side mounting



AU-2 辅助触点单元,
2极顶部安装

AU-2 auxiliary contact unit,
2-pole, top mounting



AU-4 辅助触点单元,
4极顶部安装

AU-4 auxiliary contact unit
4-pole, top mounting



AS 浪涌抑制单元

AS Surge suppressing unit

3P Reversing Contactor

三极可逆接触器



特点 Characteristics

- 3对主触点
 - 机械联锁
 - 宽线圈电压
 - 螺钉安装
 - 可在侧面安装附件
 - 与热过载继电器直接安装
- 3 pairs of main contacts
 - Mechanical interlock
 - Wide coil voltage
 - Fixed by screw
 - The accessory can be mounted at side.
 - Be connected with the thermal overload relay directly

3极可逆接触器 Three pole reversing contactors(AC coil)

额定电流 Rated current	AC3(IEC60947)				辅助触点 (每个接触器) Aux. Contacts (Each contactor)	型号 Type
	220~240V	380~440V	500~550V	690V		
100A	30kW 105A	55kW 105A	55kW 85A	4kW 5A	1NO+1NC	UKC1-100R
125A	37kW 125A	60kW 120A	60kW 90A	7.5kW 9A	1NO+1NC	UKC1-125R
150A	45kW 150A	75kW 150A	90kW 140A	7.5kW 9A	1NO+1NC	UKC1-150R
180A	55kW 180A	90kW 180A	110kW 180A	15kW 18A	1NO+1NC	UKC1-180R
220A	75kW 250A	132kW 250A	132kW 200A	18.5kW 20A	-	UKC1-220R
330A	100kW 330A	200kW 330A	200kW 310A	22kW 23A	-	UKC1-330R
400A	110kW 400A	250kW 400A	257kW 400A	30kW 28A	-	UKC1-400R
500A	147kW 500A	295kW 500A	355kW 450A	33kW 35A	-	UKC1-500R
630A	200kW 630A	400kW 630A	400kW 600A	37kW 42A	-	UKC1-630R
800A	220kW 800A	450kW 800A	450kW 650A	45kW 45A	-	UKC1-800R

3P Reversing Contactor

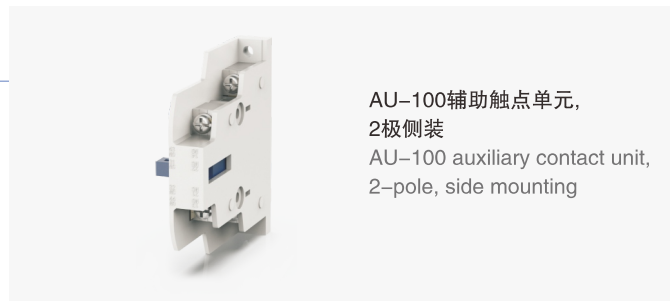

三极可逆接触器

线圈电压, Coil voltage, AC/DC

24, 48, 100/200, 300, 400, 500V(UK-100, 125, 150, 180, 220) 100/200, 300, 400, 500V(UK-330, 400)
100/200, 300, 400, 500V(UK-500, 630, 800)

标称电压 Nominal voltage	AC50/60Hz	AC50/60Hz
24V	24-25V	24V
48V	48-50V	48V
100V	100-127V	100-110V
200V	200-240V	200-220V
100/200V	100-240V	100-220V
300V	265-347V	
400V	380-450V	
500V	440-575V	

可选附件 Optional accessory



AU-100辅助触点单元,
2极侧装
AU-100 auxiliary contact unit,
2-pole, side mounting



AS 浪涌抑制单元
AS Surge suppressing unit



端子盖
Terminal cover



AI-100 绝缘隔板
AI-100 Insulation barrier

Mounting Dimensions & Wiring Diagram

安装尺寸及接线图

3极可逆型接触器 Three pole reversing type contactor

UKH(K)-100-630

型号 Model	外型尺寸 External dimensions (mm)	安装尺寸 Install size
UKC(D)1-6M(2)+AR-6 UKC(D)1-9M(2)+AR-6 UKC(D)1-12M(2)+AR-6 UKC(D)1-16M(2)+AR-6		
UKC(D)1-9(2)+AR-9 UKC(D)1-12(2)+AR-9 UKC(D)1-18(2)+AR-9 UKC(D)1-22(2)+AR-9		
UKC(D)1-32(2)+AR-9 UKC(D)1-40(2)+AR-9		
UKC(D)1-50(2)+AR-9 UKC(D)1-65(2)+AR-9 UKC(D)1-75(2)+AR-9 UKC(D)1-85(2)+AR-9		
	<p>UKC(D)1-9~22(2)+AR</p>	<p>UKC(D)1-32~85(2)+AR</p>
触点构成 Contacts form	<p>注)*括号内数值为支流线圈型 Note)* The value in the bracket is for tributary coil type</p>	

Mounting Dimensions & Wiring Diagram

安装尺寸及接线图

3极可逆型接触器 Three pole reversing type contactor

UKC1-100R~180R

型号 Model	外型尺寸 External dimensions (mm)	安装尺寸 Install size
UKC1-100(2)+AR-100 UKC1-125(2)+AR-100		<p>6.7kg</p>
UKC1-150(2)+AR-100		<p>8.1kg</p>
UKC1-180(2)+AR-180 UKC1-220(2)+AR-180		<p>12.9kg</p>
UKC1-100~220(2)+AR		
触点构成 Contacts form		

Mounting Dimensions & Wiring Diagram

安装尺寸及接线图

4极可逆型接触器 Four pole reversing type contactor

UKC(D)1-9R/4~220R/4

型号 Model	外型尺寸 External dimensions (mm)	安装尺寸 Install size
UKC1-9R/4(2)+AR-9 UKC1-12R/4(2)+AR-9 UKC1-18R/4(2)+AR-9 UKC1-22R/4(2)+AR-9		
UKD1-9R/4(2)+AR-9 UKD1-12R/4(2)+AR-9 UKD1-18R/4(2)+AR-9 UKD1-22R/4(2)+AR-9		
UKC(D)1-32R/4(2)+AR-9 UKC(D)1-40R/4(2)+AR-9		
UKC(D)1-50R/4(2)+AR-9 UKC(D)1-65R/4(2)+AR-9 UKC(D)1-75R/4(2)+AR-9 UKC(D)1-85R/4(2)+AR-9		
UKC1-100R/4(2)+AR-100 UKC1-125R/4(2)+AR-100 UKC1-150R/4(2)+AR-100 UKC1-180R/4(2)+AR-100 UKC1-220R/4(2)+AR-100		
	UKC(D)1-9/4~85/4(2)+AR	UKC(D)1-100/4~220/4(2)+AR
触点构成 Contacts form		

Mounting Dimensions & Wiring Diagram

安装尺寸及接线图

3、4极可逆型接触器 Three or four pole reversing type contactor

mm

外型尺寸 External dimensions (mm)														安装尺寸 Install size					
型号 Model	a	p	p1	Q1	s	φ	f	b	b1	M	C	L	G	J	H	φ1	Y	X1	
																		500V≤	>500V
UKC1-330	445	48	105	74	25	M10	143	206	145	181	219	145	96	122	120~106	6.5	38	10	15
UKC1-330/4	541	48	105	74	25	M10	143	206	145	181	219	145	96	170	120~106	6.5	38	10	15

外型尺寸 External dimensions (mm)														安装尺寸 Install size						
型号 Model	a	p	p1	Q1	s	φ	f	b	b1	M	C	L	G	G1	J	H	φ1	Y	X1	
																			500≤	740<
UKC1-400	445	48	105	74	25	M10	151	206	209	181	219	145	80	170	156	170-180	8.5	19.5	15	20
UKC1-400/4	541	48	105	74	25	M10	151	206	209	181	219	145	80	170	156	170-180	8.5	67.5	15	20
UKC1-500	485	55	111	77	30	M10	169	238	209	208	232	146	80	170	156	170-180	8.5	39.5	15	20
UKC1-500/4	595	55	111	77	30	M10	169	238	209	208	232	146	140	230	156	170-180	8.5	34.5	15	20

外型尺寸 External dimensions (mm)														安装尺寸 Install size					
型号 Model	a	p	p1	Q1	s	φ	f	b	b1	M	C	L	G	J	H	φ1	Y	X1	
																		500≤	740<
UKC1-630	636	80	138	89	40	M12	201	304	280	264	255	155	180(100-195)	139	180-190	10.5	68.5	20	30
UKC1-630/4	796	80	138	89	40	M12	201	304	280	264	255	155	240(150-275)	139	180-190	10.5	68.5	20	30
UKC1-800	636	80	138	89	40	M12	201	304	280	264	255	155	180(100-195)	139	180-190	10.5	68.5	20	30